



















123 200m Individual Medley Women Heat

Official

Rank	Competitor	Age	Club	RT	PTS	Result	
1	 Chloe Gladwin	SM19 18		0.83	692	2:45.01 Entry: 2:37.72 +7.29	Q
	50m: 33.42 100m: 1:15.27 (41.85) 150m: 2:08.99 (53.72) 200m: 2:45.01 (36.02)						
2	 Gabriella Smith	SM10 19		0.76	684	2:44.34 Entry: 2:38.82 +5.52	Q
	50m: 35.33 100m: 1:19.31 (43.98) 150m: 2:05.41 (46.10) 200m: 2:44.34 (38.93)						
3	 Madeleine McTernan (V)	SM14 25		0.80	671	2:38.05 Entry: 2:40.27 -2.22	Q
	50m: 33.44 100m: 1:12.67 (39.23) 150m: 2:03.41 (50.74) 200m: 2:38.05 (34.64)						
4	 Gemma Sellick (V)	SM9 16		0.82	512	3:01.51 Entry: 2:51.20 +10.31	Q
	50m: 39.04 100m: 1:24.39 (45.35) 150m: 2:18.17 (53.78) 200m: 3:01.51 (43.34)						
5	 Alyssa Gillespie (V)	SM9 18		0.82	440	3:10.79 Entry: 3:09.07 +1.72	Q
	50m: 47.74 100m: 1:33.89 (46.15) 150m: 2:24.50 (50.61) 200m: 3:10.79 (46.29)						
6	 Charlotte Rozen	SM18 30			437	4:27.76 S18 NZR Entry: 4:17.62 +10.14	Q
	50m: 1:06.42 100m: 2:17.16 (1:10.74) 150m: 3:30.03 (1:12.87) 200m: 4:27.76 (57.73)						
7	 McKenzie Drage	SM7 21		0.97	355	3:57.79 Entry: 3:57.96 -0.17	Q
	50m: 57.56 100m: 2:02.75 (1:05.19) 150m: 3:08.92 (1:06.17) 200m: 3:57.79 (48.87)						
8	 Genevieve Watson-Christey	SM19 24		0.97	289	3:40.75 Entry: 3:42.86 -2.11	Q
	50m: 52.64 100m: 1:47.34 (54.70) 150m: 2:52.84 (1:05.50) 200m: 3:40.75 (47.91)						
9	 Charlotte Murphy	SM6 18		0.74	254	4:36.39 Entry: 4:12.53 +23.86	
	50m: 1:00.76 100m: 2:07.46 (1:06.70) 150m: 3:30.95 (1:23.49) 200m: 4:36.39 (1:05.44)						